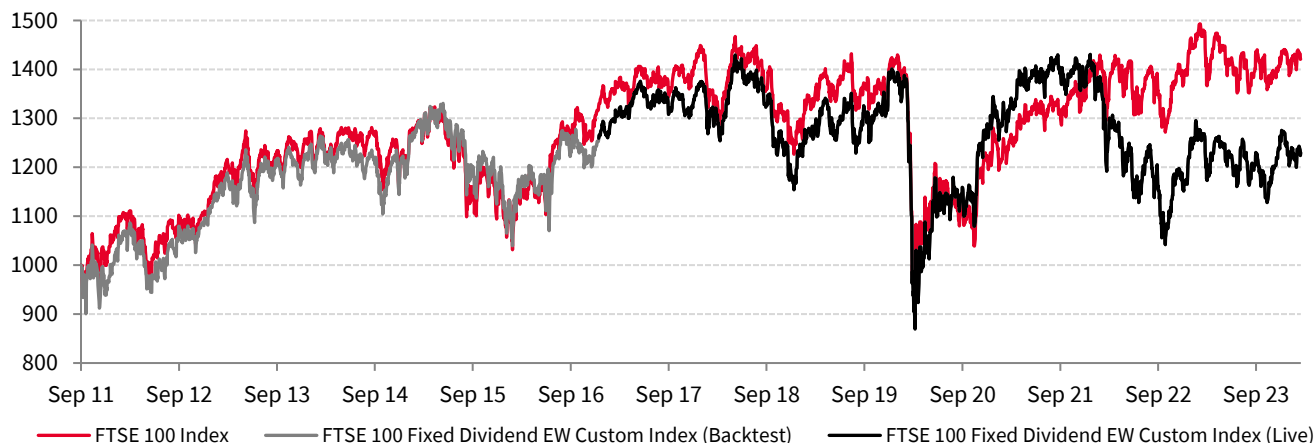


THE FTSE 100 FIXED DIVIDEND EQUAL WEIGHT CUSTOM INDEX: PERFORMANCE UPDATE AS OF 29/02/2024

The FTSE[®] 100 Fixed Dividend Equal Weight Custom Index (“The Index”) is an equity index created, calculated, and published in real-time by FTSE. The Index is comprised of the same **100 companies as the FTSE[®] 100 Price Return Index**, the leading index in the United Kingdom, and uses the same rigorous selection criteria, such as the high liquidity criteria and the high market capitalisation criteria.

However, the FTSE 100 Equal Weight Fixed Dividend Custom Index **applies an equal weight to all of its components and is rebalanced on a quarterly basis**. Unlike the FTSE100[®] Price Return Index, which simply excludes all dividends, the FTSE 100 Equal Weight Fixed Dividend Custom Index **reinvests 100% of dividends paid by the companies and removes an annual fixed dividend of 50 points**.



HISTORICAL PERFORMANCE OF THE INDEX

	Since Launch (01/03/2017)		Last 5 years		Last 1 year		Full Data Available (since 16/09/2011)	
	FTSE 100	FTSE 100 EW Custom	FTSE 100	FTSE 100 EW Custom	FTSE 100	FTSE 100 EW Custom	FTSE 100	FTSE 100 EW Custom
Annualised Return	0.47%	-0.97%	1.52%	-0.55%	-3.12%	-2.52%	2.86%	1.67%
Volatility	15.84%	11.20%	17.38%	18.70%	11.44%	12.80%	15.42%	16.39%
Return / Volatility	2.98%	-8.70%	8.76%	-2.92%	-27.29%	-19.65%	18.57%	10.21%
Max Drawdown*	-36.61%	-39.18%	-35.03%	-37.94%	-8.68%	-11.08%	-36.61%	-39.18%

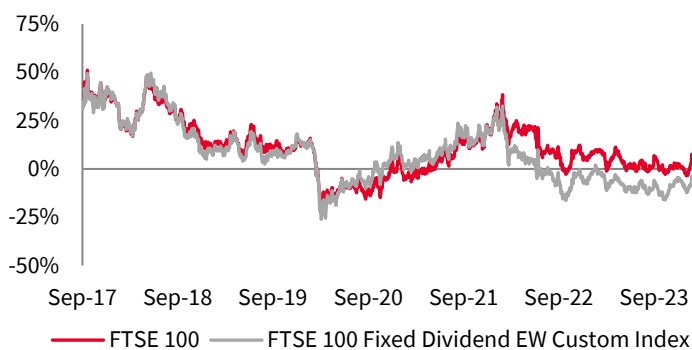
Last 12m Monthly Performances	Mar-23	Apr-23	May-23	Jun-23	Jul-23	Aug-23	Sep-23	Oct-23	Nov-23	Dec-23	Jan-24	Feb-24
	FTSE 100	-3.10%	3.13%	-5.39%	1.15%	2.23%	-3.38%	2.27%	-3.76%	1.80%	3.75%	-1.33%
FTSE 100 EWC	-2.58%	2.77%	-4.80%	-0.28%	4.39%	-3.53%	-0.89%	-4.78%	5.85%	5.25%	-2.88%	-0.26%

Sources: Bloomberg and SG Engineering. Please note, the FTSE 100 EW Custom Index was launched on the 1st March 2017. Data before this date has been backtested by FTSE and is published in Bloomberg. The value of your investment may fluctuate. The figures relating to past performances and/or simulated past performances refer or relate to past periods and are not a reliable indicator of future results. This also applies to historical market data.

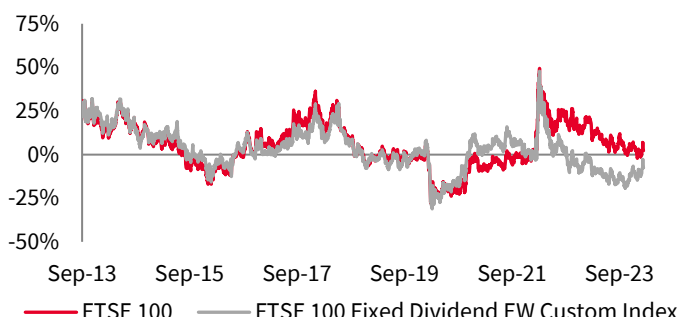
- Annualised return represents the performance generated by the indices each year, over the full observation period.
- Volatility represents how much the indices fluctuate over time (i.e. the higher the volatility the more the price will go up or down over time).
- The Return / Risk Ratio is calculated as the Annualised Return / Volatility.
- Max Drawdown represents the largest drop experienced by the Index.

THE FTSE 100 FIXED DIVIDEND EQUAL WEIGHT CUSTOM INDEX: PERFORMANCE UPDATE AS OF 29/02/2024

6Y Rolling Returns



2Y Rolling Returns



CURRENT TOP 10 STOCKS OF THE FTSE 100

Ticker	Company	Sector	Weighting
SHEL LN Equity	SHELL PLC	Energy	8.49%
AZN LN Equity	ASTRAZENECA PLC	Health Care	7.71%
HSBA LN Equity	HSBC HOLDINGS PLC	Financials	6.26%
ULVR LN Equity	UNILEVER PLC	Consumer Staples	5.07%
BP/ LN Equity	BP PLC	Energy	4.02%
GSK LN Equity	GSK PLC	Health Care	3.50%
REL LN Equity	RELX PLC	Industrials	3.43%
DGE LN Equity	DIAGEO PLC	Consumer Staples	3.42%
RIO LN Equity	RIO TINTO PLC	Materials	2.89%
BATS LN Equity	BRITISH AMERICAN TOBACCO PLC	Consumer Staples	2.73%

Current Dividend Yield:

FTSE 100	4.00% ¹	FTSE Fix Dividend EWC	5.35% ²
-----------------	--------------------	------------------------------	--------------------

¹12m Dividends paid divided by Current index level. ²50 pt dividend level divided by Current Index Level

Sources: SG Engineering and Bloomberg. The value of your investment may fluctuate. The figures relating to past performances and/or simulated past performances refer or relate to past periods and are not a reliable indicator of future results. This also applies to historical market data.

The FTSE 100 Equal Weight Fixed Dividend Custom Index is an index where all gross dividends paid by its constituent stocks are reinvested and a fixed deduction of 50 index points per annum is applied.

If the actual dividends paid are lower than (or higher than) this deduction, the performance of the index will be reduced (increased) compared to an index where the dividends are not reinvested.

A fixed deduction of 50 index points on the FTSE 100 Equal Weight Fixed Dividend Custom Index at a level of 1000 points is equivalent to a fixed deduction of 369 points for the FTSE 100® index (for a level of the FTSE 100® index at 7382.9 points on 01/03/2017, the launch date of the FTSE® 100 Fixed Dividend Equal Weight Custom Index).

An equivalent difference of 10 points over a year for the FTSE 100® index, between the dividends paid and the fixed deduction method, corresponds to a difference in performance of 0.14% over the year between the index with reinvested dividends net of a deduction method such as the FTSE 100 Equal Weight Fixed Dividend Custom Index and a standard equivalent index with dividends not reinvested such as the FTSE 100® Index (for a FTSE 100® index price of 7382.9 points on 01/03/2017).

Please note that with the occurrence of an extraordinary event, such as the global Covid-19 epidemic, the distribution policy of most of the European companies composing the index should reduce thus negatively affecting the performance of the FTSE 100 Equal Weight Fixed Dividend Custom Index compared to a standard index such as the FTSE 100® Index.

IMPORTANT INFORMATION

The contents of this document are given for purely indicative purposes and have no contractual value. No offer to contract: This document does not constitute an offer, or an invitation to make an offer, from Societe Generale to purchase or sell a product.

Confidentiality: This document is confidential and may be neither communicated to any third party (with the exception of external advisors on the condition that they themselves respect this confidentiality undertaking) nor copied in whole or in part, without the prior written consent of Societe Generale.

The index referred to herein (the “Index”) is not sponsored, approved or sold by Societe Generale. Societe Generale shall not assume any responsibility in this respect.

The product is not in any way sponsored, endorsed, sold or promoted by FTSE International Limited (“FTSE”) or the London Stock Exchange Group companies (“LSEG”) (together the “Licensor Parties”) and none of the Licensor Parties make any claim, prediction, warranty or representation whatsoever, expressly or impliedly, either as to (i) the results to be obtained from the use of the FTSE (the “Index”) (upon which the product is based), (ii) the figure at which the Index is said to stand at any particular time on any particular day or otherwise, or (iii) the suitability of the Index for the purpose to which it is being put in connection with the product.

None of the Licensor Parties have provided or will provide any financial or investment advice or recommendation in relation to the Index to licensee or to its clients. The Index is calculated by FTSE or its agent. None of the Licensor Parties shall be (a) liable (whether in negligence or otherwise) to any person for any error in the Index or (b) under any obligation to advise any person of any error therein. All rights in the Index vest in FTSE. “FTSE®” is a trade mark of LSEG and is used by FTSE under licence.

Information on data and/or figures drawn from external sources: The accuracy, completeness or relevance of the information which has been drawn from external sources is not guaranteed although it is drawn from sources reasonably believed to be reliable. Subject to any applicable law, Societe Generale shall not assume any liability in this respect.

The market information displayed in this document is based on data at a given moment and may change from time to time.

Authorisation: Societe Generale is a French credit institution (bank) that is authorised and supervised by the European Central Bank (ECB) and the Autorité de Contrôle Prudentiel et de Résolution (ACPR) (the French Prudential Control and Resolution Authority) and regulated by the Autorité des marchés financiers (the French financial markets regulator) (AMF).

As a consequence of the current geopolitical turmoil involving Russia and Ukraine financial markets are going through a severe market downturn marked by distressed asset valuations, increased volatility and high uncertainty on potential future evolutions. In these troubled market conditions investors should thoroughly analyze the risks and benefits of their financial decisions, taking into consideration all potential implications of the particular current situation.

If this Document is distributed by SG London Branch: Societe Generale London Branch is authorised by the Prudential Regulation Authority and is subject to regulation by the Financial Conduct Authority and limited regulation by the Prudential Regulation Authority. Details about the extent of our regulation by the Prudential Regulation Authority are available from us on request.

SG London Branch: Societe Generale Corporate And Investment Banking. One Bank Street, Canary Wharf, E14 4SG London, UNITED KINGDOM. Website: www.sgcib.com – Tel: +44 (0)20 7676 6000

If this document is distributed in Sweden by the Stockholm Branch of Societe Generale SA. Société Générale SA Bankfilial Sverige, Hamngatan 2, 5th floor, 111 47 Stockholm, registered in the Swedish Companies Registration Office register over branches with registration number 516406-1052, authorised by the ECB, the ACPR and subject to limited regulation and review by the Finansinspektionen (the Swedish Financial Supervisory Authority). Details about the extent of our authorisation, supervision and regulation by the above mentioned authorities are available from us on request.

SG Stockholm Branch : Société Générale SA Bankfilial Sverige. Hamngatan 2, 5th floor. 111 47 Stockholm, Sweden

Société Générale Global Banking and Investor Solutions

17 cours Valmy - 92987 Paris - La Défense Cedex

Siège Social : 29 Bd Haussmann, 75009 Paris

552 120 222 RCS Paris - APE : 651C - SIRET : 552 120 222 000 13

Société anonyme au capital de 1 066 714 367.50 EUR (01/08/2019).

Société Générale est un établissement de crédit (banque) agréé par l'ACPR.